

**Series 8, built-in microwave, 60 x 38 cm, Stainless steel
BEL634GS1M**



Included accessories

1 x grid
1 x Glass tray

**The built-in microwave for the 38 cm niche:
use it for thawing, heating and perfect
preparation of foods.**

- **AutoPilot 10:** every dish is a perfect success thanks to 10 pre-set automatic programmes.
- **TFT display control:** easy-to-use thanks to the control ring with full text and symbols.
- **LED lighting:** perfect illumination of foods with minimum energy consumption.
- **Electronical door opening:** comfortable door opening just with a fingertip on the sensor button.
- **SpeedChef™ Cooking Cycles Offer Faster Cooking Times for Your Convenience**

Technical Data

Type of micro-wave oven : MW+Grill function

Type of control : Electronic

Color / Material Front : Stainless steel

Dimensions : 382 x 594 x 318 mm

Cavity dimensions : 220 x 350 x 270 mm

Length electrical supply cord : 150 cm

Net weight : 18.7 kg

Gross weight : 20.9 kg

Approval certificates : CE, G-Mark, VDE

Maximum micro-wave power : 900 W

Number of Power Levels : 5

Turntable : No

Cavity material : Stainless steel

Door opening : Button

Clock : Yes

Included accessories : 1 x grid, 1 x Glass tray

Main colour of product : Stainless steel

Height of the product : 382 mm

Width of the appliance : 594 mm

Depth of the product : 318 mm

Maximum micro-wave power : 900 W

Connection Rating : 1990 W

Fuse protection : 10 A

Voltage : 220-240 V

Frequency : 60; 50 Hz

Plug type : GB plug

Color / Material Front : Stainless steel

Approval certificates : CE, G-Mark, VDE

Required cutout/niche size for installation (in) : x x

Dimensions of the packed product : 18.89 x 17.71 x 26.37

Net weight : 41.000 lbs

Gross weight : 46.000 lbs

Included accessories : 1 x grid, 1 x Glass tray



4 242002 976785

Series 8, built-in microwave, 60 x 38 cm, Stainless steel BEL634GS1M

**The built-in microwave for the 38 cm niche:
use it for thawing, heating and perfect
preparation of foods.**

Microwave and Heating System

- Max. Power: 900 W; 5 Microwave power settings: 90 W, 180 W, 360 W, 600 W, 900 W
- Intelligent inverter technology: maximum output power will be regulated to 600 W when used in longer operation
- Grill and microwave power levels 90 W, 180 W, 360 W combinable
- Microwave and grill for separate use and in Kombination nutzbar
- Cavity volume: 21 l

Design:

- stainless steel cavity with glass bottom

Comfort:

- electronic clock
- Rotary swivel, Touch control
- User-friendly electronics: extremely easy and comfortable operation
- automatic programming, 10
- LED light
- side opening door, hinge left
- Open Button, electric
- Touch key operation

Accessory:

- 1 x Glass tray, 1 x grid

Environment and Safety:

- start button
- Integral cooling fan

Technical Info:

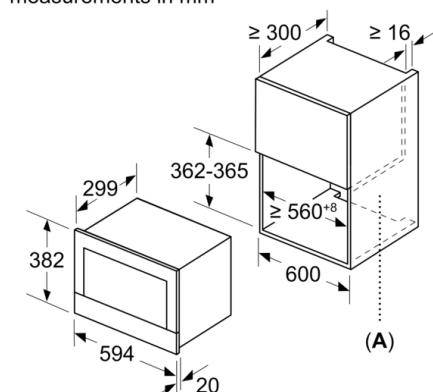
- Length of mains cable: 150 cm
- Total connected load electric: 1.99 KW
- Nominal voltage: 220 - 240 V
- Can be built in a 60 cm wall cupboard (at least 30cm deep)

Dimensions:

- Appliance dimension (h x w x d): 382 mm x 594 mm x 318 mm
- Niche dimension (h x w x d): 362 mm - 382 mm x 560 mm - 568 mm x 300 mm
- "Please reference the built-in dimensions provided in the installation drawing"

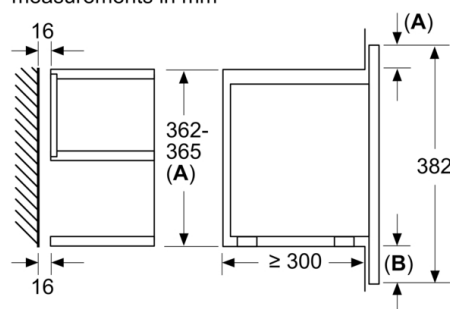
**Series 8, built-in microwave, 60 x 38 cm,
Stainless steel
BEL634GS1M**

measurements in mm

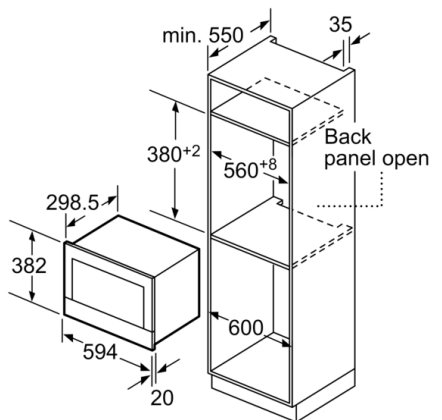


A: Back panel open

measurements in mm



A: Overhang at top:
Recess 362: 6 mm
Recess 365: 3 mm
B: Overhang at bottom: 14 mm



measurements in mm